

- Min. 20 micron anodized aluminum extruded profile
- Stainless connectors
- UV protective PVC side cover
- UV protective, diffused front cover
- Suitable as pendant and surface
- Easy to connect by a socket
- Standard rope size 150cm

## P W Product & Power Options

Product Name	Light Color	Input Voltage (V)	Power (W)	Luminous Flux (lm)	Length (L) (mm)	Weight (kg)
LLMRA120	WW-NW-CW	220-240V AC	34	3.570	120	2,2
LLMRA120	WW-NW-CW	220-240V AC	42	4.410	120	2,2
LLMRA160	WW-NW-CW	220-240V AC	45	4.725	160	2,9
LLMRA160	WW-NW-CW	220-240V AC	64	6.720	160	2,9
LLMRA240	WW-NW-CW	220-240V AC	68	7.140	240	4,3
LLMRA240	WW-NW-CW	220-240V AC	84	8.820	240	4,3
LLMRA320	WW-NW-CW	220-240V AC	90	9.450	320	5,8
LLMRA320	WW-NW-CW	220-240V AC	128	13.440	320	5,8

\*Power and Lumen values provided are based off of a "cold white (CW) LED".

## C Light Color Options


● WW: Warm White	3000K
● NW: Natural White	4000K
● CW: Cold White	6500K

\*Different colors are optional

## S Driver Options

- 01 Standard Driver
- 06 DALI Driver
- 11 Driver + Emergency Lighting Kit 1h
- 12 Driver + Emergency Lighting Kit 3h

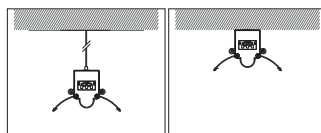
## J Junction Options



01: Cable

05: Socket

## M Montaj Seçenekleri



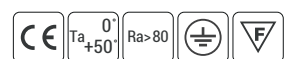
25: Pendant

26: Surface



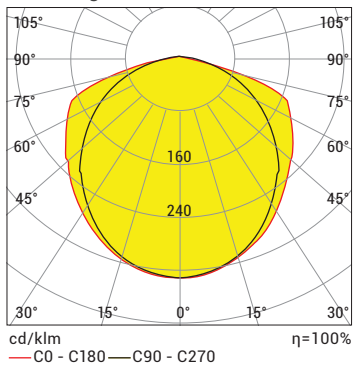
Order Code

P . W . C . S . J . M



## Product Diagrams

Polar Diagram



Conical Diagram

H (mt)	$\emptyset$ (m)	E <sub>max</sub> (lx)
0.5	2.55	2344
1.0	5.10	586
1.5	7.66	260
2.0	10.21	146
2.5	12.76	94
3.0	15.31	65

LMRA80 90 LED CW 120D 34W 220V AC IP44

## Control System Options

Color Type	PWM	INV PWM	DMX	DALI	0-10V DC	TRIAC
WW-NW-CW				•	•	
R,G,B,A				•	•	
RGB						
RGBA/W						
RGB DMX						
WHITE DMX						

